

# TP2

## TP2

Panel cut-out (mm) Ø 16.2 or Ø 22.5

- Characteristics
- momentary or latching
  - sealed IP40, IP65 or IP67
  - wide range of bezels
  - with or without illumination
  - NO, NC, CO
  - gold plated single or double pole contact blocks

Rating 250 VAC, 5 A

Dimensions (mm) 18 × 24  
18 × 18  
Ø 18  
Ø 25

Actuator ■ lenses in different shapes and colors

Approvals UL, CSA, VDE



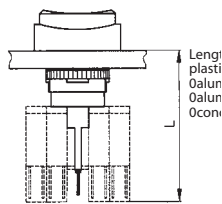
## Popular products

Ordering Reference	Panel cut-out	Function	Actuator style	Terminals	Electrical rating
TP21LAAC1C1A4CN	Ø 16.2 mm	Latching: IP40	18 × 24 mm, red Illumination	2.8 × 0.5 mm faston	250 VAC, 5A
TP21LDAC1C1D4CN	Ø 16.2 mm	Latching: IP40	Ø 18 mm, red Illumination	2.8 × 0.5 mm faston	250 VAC, 5A
TP21MAAC1C1A4CN	Ø 16.2 mm	Momentary: IP40	18 × 24 mm, red Illumination	2.8 × 0.5 mm faston	250 VAC, 5A
TP21MDAC1C1D4CN	Ø 16.2 mm	Momentary: IP40	Ø 18 mm, red Illumination	2.8 × 0.5 mm faston	250 VAC, 5A
TP22LFAC1C1E4CN	Ø 22.5 mm	Latching: IP65	Ø 25 mm, red Illumination	2.8 × 0.5 mm faston	250 VAC, 5A
TP22MFAC1C1E4CN	Ø 22.5 mm	Momentary: IP65	Ø 25 mm, red Illumination	2.8 × 0.5 mm faston	250 VAC, 5A

## Specifications

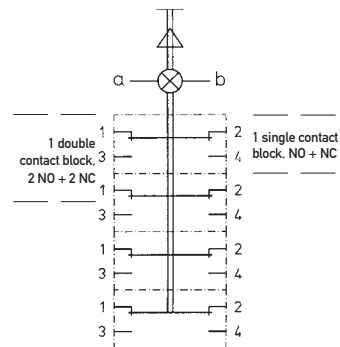
Mechanism	Bi-functional – momentary or latching
Actuating force	Approximately 2.5N – 1 contact block
Mounting	Central fixing with metal lock nut
Protection	IP40, IP65, IP67
Bezel material	Thermoplastic or anodized aluminum alloy
Lens material	Polycarbonate – engravable
Illumination	T1 ¾ midget grooved lamps – incandescent lamps , LEDs, multi LEDs 60 V, 1.2W maximum Lamp contact "b" = cathode (-) Appropriate safety regulations should be respected when using the indicator light.
Temperature range °C	-25°C to +85°C
Mechanical life	10 <sup>6</sup> cycles
Contact block	Slide-on assembly by the user with locking mechanism
Contact block housing	Self-extinguishing duroplastic (UL 94 plus V0)
Terminal material	Silver alloy with 0.2 µm silver plating, 0.4 µm gold plating
Contact resistance	<30 mOhm
Number of contact blocks	User configurable NO or NC types up to a maximum of 2 double contact blocks
Terminals	Solder – suitable for wire diameter 1 × 1.00 mm <sup>2</sup> (braided), 2 × 0.75 mm (stranded) Faston – 2.8 mm × 0.5 mm
Vibration resistance	1.5 mm pp amplitude at 55 Hz

### Dimensions

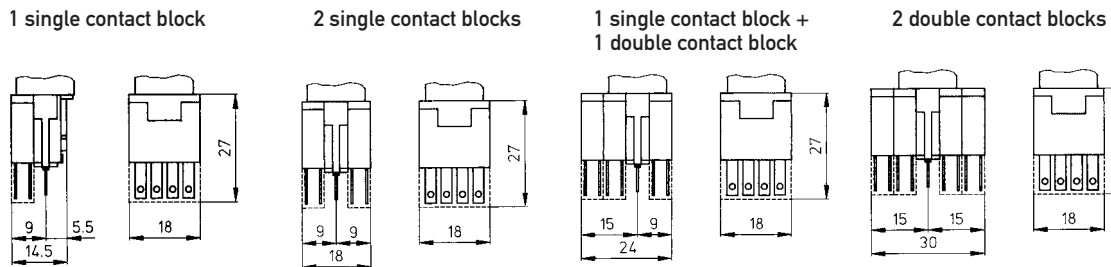


Length in mm (with contact block)	
plastic bezels	43.0
aluminum bezels	42.0
aluminum bezels concealed mounting	50.0

### Circuit diagram (2 double contact blocks)



### Contact blocks



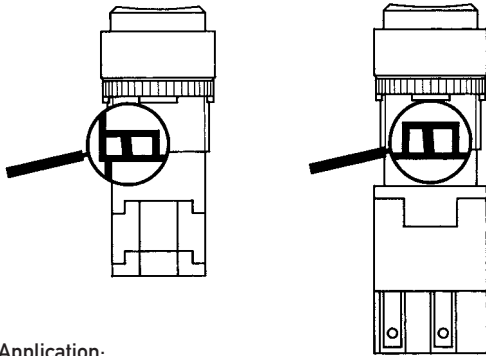
## Recommended maximum electrical ratings

Voltage (max)	Resistive load (A)	Inductive load (A)	Approval
250 VAC	5.0 (0.7 pf)	L/R = 15 ms	UL, CSA, VDE - max. admissible circuit breaker C6A
12 VDC	5.0	3.0	General rating
24 VDC	4.0	2.0	General rating
36 VDC	3.0	1.7	General rating
48 VDC	2.0	1.5	General rating
60 VDC	1.5	1.2	General rating
125 VDC	0.5	0.3	General rating
250 VDC	0.3	0.2	General rating

Electrical life 50,000 cycles at 5A, 250 VAC, 0.7 pf

## Bi-functional selection

All latching switches in the range incorporate a simple selector mechanism for modifying the function of the switch. This function is not available with momentary switches.

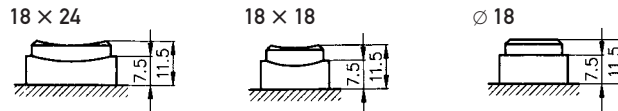


### Application:

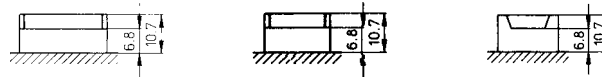
When the switch is in the off position the selector mechanism can be moved to the right to obtain a momentary function, or to the left to return to a latching function.

## Plastic bezel and lens heights in mm (switch off position)

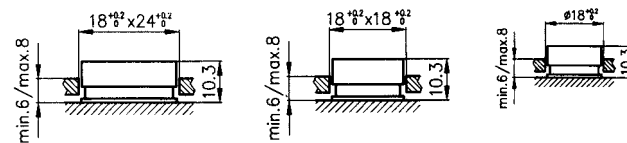
exposed version IP40



exposed version IP67



### Panel cut-out exposed version 16.2 ±0.1 mm

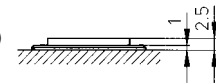


## Aluminum bezel Ø 25 and lens heights in mm (switch off position)

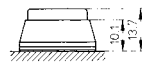
aluminum bezel without sealing gasket (IP40)



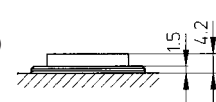
aluminum bezel countersunk mounting (IP40)



aluminum bezel with sealing gasket (IP65)



aluminum bezel countersunk mounting (IP67)



### Panel cut-out 22.5 ±0.1 mm

Front panel thickness

plastic bezel

1.0 mm to 6.5 mm

aluminum bezel 1.0 mm to 5.0 mm

countersunk mounting 2.0 mm to 15.0 mm

## Ordering Reference

Basic type		TP2				Example: TP2					
Panel cut-out		1	Ø 16.2 mm								
Switch body (A)	MAA	Momentary	18 × 24 mm	Exposed ; IP40; faston	TH501008000						
	LAA	Latching_	18 × 24 mm	Exposed ; IP40; faston	TH511008000						
	MAC	Momentary	18 × 24 mm	Exposed ; IP67; faston	TH501015000						
	LAC	Latching_	18 × 24 mm	Exposed ; IP67; faston	TH511015000						
	MAB	Momentary	18 × 24 mm	Concealed ; IP40; faston	TH501002000						
	LAB	Latching_	18 × 24 mm	Concealed ; IP40; faston	TH511002000						
	(B)	MBA	Momentary	18 × 18 mm	Exposed ; IP40; faston	TH503008000					
		LBA	Latching_	18 × 18 mm	Exposed ; IP40; faston	TH513008000					
		MBC	Momentary	18 × 18 mm	Exposed ; IP67; faston	TH503015000					
		LBC	Latching_	18 × 18 mm	Exposed ; IP67; faston	TH513015000					
		MBB	Momentary	18 × 18 mm	Concealed ; IP40; faston	TH503002000					
		LBB	Latching_	18 × 18 mm	Concealed ; IP40; faston	TH513002000					
	(C)	MDA	Momentary	Ø 18 mm	Exposed ; IP40; faston	TH505008000					
		LDA	Latching_	Ø 18 mm	Exposed ; IP40; faston	TH515008000					
		MDC	Momentary	Ø 18 mm	Exposed ; IP67; faston	TH505015000					
		LDC	Latching_	Ø 18 mm	Exposed ; IP67; faston	TH515015000					
		MDB	Momentary	Ø 18 mm	Concealed ; IP40; faston	TH505002000					
		LDB	Latching_	Ø 18 mm	Concealed ; IP40; faston	TH515002000					
	Contact block, gold Position 1	XX	No Contact Blocks		Terminals	Part No.					
		A1	NO		2.8 × 0.5mm	TH593566020					
		A9	NO		Insulated faston	TH593560020					
		A8	NO		Solder	TH593561020					
		B1	NC		2.8 × 0.5mm	TH593566050					
		B9	NC		Insulated faston	TH593560050					
B8		NC		Solder	TH593561050						
C1		1 NO + 1 NC		2.8 × 0.5mm	TH593566000						
C9		1 NO + 1 NC		Insulated faston	TH593560000						
C8		1 NO + 1 NC		Solder	TH593561000						
D1		2 NO + 2 NC		2.8 × 0.5mm	TH593567000						
D9		2 NO + 2 NC		Insulated faston	TH593563000						
D8		2 NO + 2 NC		Solder	TH593564000						
Contact block, gold Position 2		XX	No Contact Blocks		Terminals	Part No.					
	A1	NO		2.8 × 0.5mm	TH593566020						
	A9	NO		Insulated faston	TH593560020						
	A8	NO		Solder	TH593561020						
	B1	NC		2.8 × 0.5mm	TH593566050						
	B9	NC		Insulated faston	TH593560050						
	B8	NC		Solder	TH593561050						
	C1	1 NO + 1 NC		2.8 × 0.5mm	TH593566000						
	C9	1 NO + 1 NC		Insulated faston	TH593560000						
	C8	1 NO + 1 NC		Solder	TH593561000						
	D1	2 NO + 2 NC		2.8 × 0.5mm	TH593567000						
	D9	2 NO + 2 NC		Insulated faston	TH593563000						
	D8	2 NO + 2 NC		Solder	TH593564000						
	Lens, transparent For Switch body style (A)	A0	White	Exposed 15 × 21 mm	Exposed IP40 TH461021000	Exposed IP67 TH561011000	Concealed 18 × 24 mm	Concealed IP 40 TH461017000			
A1		Yellow	15 × 21 mm	TH461121000	TH561111000	18 × 24 mm	TH461117000				
A2		Green	15 × 21 mm	TH461221000	TH561211000	18 × 24 mm	TH461217000				
A3		Blue	15 × 21 mm	TH461321000	TH561311000	18 × 24 mm	TH461317000				
A4		Red	15 × 21 mm	TH461421000	TH561411000	18 × 24 mm	TH461417000				
A6		Orange	15 × 21 mm	TH461621000	TH561611000	18 × 24 mm	TH461617000				
For Switch body style (B)		B0	White	15 × 15 mm	TH463021000	TH563011000	18 × 18 mm	TH463018000			
		B1	Yellow	15 × 15 mm	TH463121000	TH563111000	18 × 18 mm	TH463118000			
		B2	Green	15 × 15 mm	TH463221000	TH563211000	18 × 18 mm	TH463218000			
		B3	Blue	15 × 15 mm	TH463321000	TH563311000	18 × 18 mm	TH463318000			
		B4	Red	15 × 15 mm	TH463421000	TH563411000	18 × 18 mm	TH463418000			
		B6	Orange	15 × 15 mm	TH463621000	TH563611000	18 × 18 mm	TH463618000			
For Switch body style (C)		D0	White	Ø 15 mm	TH465021000	TH565011000	Ø 18 mm	TH465015000			
		D1	Yellow	Ø 15 mm	TH465121000	TH565111000	Ø 18 mm	TH465115000			
		D2	Green	Ø 15 mm	TH465221000	TH565211000	Ø 18 mm	TH465215000			
		D3	Blue	Ø 15 mm	TH465321000	TH565311000	Ø 18 mm	TH465315000			
		D4	Red	Ø 15 mm	TH465421000	TH565411000	Ø 18 mm	TH465415000			
		D6	Orange	Ø 15 mm	TH465621000	TH565611000	Ø 18 mm	TH465615000			
Illumination	X	Non illuminated									
	A	6V									
	B	12V									
	C	24V									
Illumination Color	X	Non illuminated									
	N	Incandescent lamp	6V, 200 mA TH590000000	12V, 80 mA TH590001000	24V, 50 mA TH590006000	48V, 25 mA TH590004000					
	1	Yellow LED	6V AC/DC, 45 mA TH590231000	12V AC/DC, 25 mA TH590234000	24V AC/DC, 12.5 mA TH590237000	48V AC/DC, 12.5 mA TH590240000					
	2	Green LED	TH590232000	TH590235000	TH590238000	TH590241000					
	4	Red LED	TH590230000	TH590233000	TH590236000	TH590239000					

Note: Contact blocks will be supplied unassembled

## Ordering Reference

Basic type		TP2				Example: TP2 1 MAD A1 A1 A0 A N					
Panel cut-out	1	Ø 16.2 mm									
Switch body (A)	MAD	Function	Actuator	Housing (plastic)	Part No.						
	LAD	Momentary	18 × 24 mm	Exposed ; IP40; solder	TH501108000						
	MAF	Latching_	18 × 24 mm	Exposed ; IP40; solder	TH511108000						
	LAF	Momentary	18 × 24 mm	Exposed ; IP67; solder	TH501115000						
	MAE	Latching_	18 × 24 mm	Exposed ; IP67; solder	TH511115000						
	LAE	Momentary	18 × 24 mm	Concealed ; IP40; solder	TH501102000						
		Latching_	18 × 24 mm	Concealed ; IP40; solder	TH511102000						
	(B)	MBD	Momentary	18 × 18 mm	Exposed ; IP40; solder	TH503108000					
		LBD	Latching_	18 × 18 mm	Exposed ; IP40; solder	TH513108000					
		MBF	Momentary	18 × 18 mm	Exposed ; IP67; solder	TH503115000					
		LBF	Latching_	18 × 18 mm	Exposed ; IP67; solder	TH513115000					
		MBE	Momentary	18 × 18 mm	Concealed ; IP40; solder	TH503102000					
		LBE	Latching_	18 × 18 mm	Concealed ; IP40; solder	TH513102000					
	(C)	MDD	Momentary	Ø 18 mm	Exposed ; IP40; solder	TH505108000					
		LDD	Latching_	Ø 18 mm	Exposed ; IP40; solder	TH515108000					
MDF		Momentary	Ø 18 mm	Exposed ; IP67; solder	TH505115000						
LDF		Latching_	Ø 18 mm	Exposed ; IP67; solder	TH515115000						
MDE		Momentary	Ø 18 mm	Concealed ; IP40; solder	TH505102000						
LDE		Latching_	Ø 18 mm	Concealed ; IP40; solder	TH515102000						
Contact block, gold Position 1	XX	No Contact Blocks		Terminals	Part No.						
	A1	NO		2.8 × 0.5mm	TH593566020						
	A9	NO		Insulated faston	TH593560020						
	A8	NO		Solder	TH593561020						
	B1	NC		2.8 × 0.5mm	TH593566050						
	B9	NC		Insulated faston	TH593560050						
	B8	NC		Solder	TH593561050						
	C1	1 NO + 1 NC		2.8 × 0.5mm	TH593566000						
	C9	1 NO + 1 NC		Insulated faston	TH593560000						
	C8	1 NO + 1 NC		Solder	TH593561000						
	D1	2 NO + 2 NC		2.8 × 0.5mm	TH593567000						
	D9	2 NO + 2 NC		Insulated faston	TH593563000						
	D8	2 NO + 2 NC		Solder	TH593564000						
	Contact block, gold Position 2	XX	No Contact Blocks		Terminals	Part No.					
A1		NO		2.8 × 0.5mm	TH593566020						
A9		NO		Insulated faston	TH593560020						
A8		NO		Solder	TH593561020						
B1		NC		2.8 × 0.5mm	TH593566050						
B9		NC		Insulated faston	TH593560050						
B8		NC		Solder	TH593561050						
C1		1 NO + 1 NC		2.8 × 0.5mm	TH593566000						
C9		1 NO + 1 NC		Insulated faston	TH593560000						
C8		1 NO + 1 NC		Solder	TH593561000						
D1		2 NO + 2 NC		2.8 × 0.5mm	TH593567000						
D9		2 NO + 2 NC		Insulated faston	TH593563000						
D8		2 NO + 2 NC		Solder	TH593564000						
Lens, transparent For Switch body style (A)		A0	White	Exposed 15 × 21 mm	Exposed IP40 TH461021000	Exposed IP67 TH561011000	Concealed 18 × 24 mm	Concealed IP 40 TH461017000			
	A1	Yellow	15 × 21 mm	TH461121000	TH561111000	18 × 24 mm	TH461117000				
	A2	Green	15 × 21 mm	TH461221000	TH561211000	18 × 24 mm	TH461217000				
	A3	Blue	15 × 21 mm	TH461321000	TH561311000	18 × 24 mm	TH461317000				
	A4	Red	15 × 21 mm	TH461421000	TH561411000	18 × 24 mm	TH461417000				
	A6	Orange	15 × 21 mm	TH461621000	TH561611000	18 × 24 mm	TH461617000				
	For Switch body style (B)	B0	White	15 × 15 mm	TH463021000	TH563011000	18 × 18 mm	TH463018000			
		B1	Yellow	15 × 15 mm	TH463121000	TH563111000	18 × 18 mm	TH463118000			
		B2	Green	15 × 15 mm	TH463221000	TH563211000	18 × 18 mm	TH463218000			
		B3	Blue	15 × 15 mm	TH463321000	TH563311000	18 × 18 mm	TH463318000			
		B4	Red	15 × 15 mm	TH463421000	TH563411000	18 × 18 mm	TH463418000			
		B6	Orange	15 × 15 mm	TH463621000	TH563611000	18 × 18 mm	TH463618000			
For Switch body style (C)	D0	White	Ø 15 mm	TH465021000	TH565011000	Ø 18 mm	TH465015000				
	D1	Yellow	Ø 15 mm	TH465121000	TH565111000	Ø 18 mm	TH465115000				
	D2	Green	Ø 15 mm	TH465221000	TH565211000	Ø 18 mm	TH465215000				
	D3	Blue	Ø 15 mm	TH465321000	TH565311000	Ø 18 mm	TH465315000				
	D4	Red	Ø 15 mm	TH465421000	TH565411000	Ø 18 mm	TH465415000				
	D6	Orange	Ø 15 mm	TH465621000	TH565611000	Ø 18 mm	TH465615000				
Illumination	X	Non illuminated									
	A	6V									
	B	12V									
	C	24V									
F	48V										
Illumination Color	X	Non illuminated									
	N	Incandescent lamp		6V, 200 mA TH590000000	12V, 80 mA TH590001000	24V, 50 mA TH590006000	48V, 25 mA TH590004000				
	1	Yellow LED		6V AC/DC, 45 mA TH590231000	12V AC/DC, 25 mA TH590234000	24V AC/DC, 12.5 mA TH590237000	48V AC/DC, 12.5 mA TH590240000				
	2	Green LED		TH590232000	TH590235000	TH590238000	TH590241000				
4	Red LED		TH590230000	TH590233000	TH590236000	TH590239000					

Note: Contact blocks will be supplied unassembled

## Ordering Reference

Basic type	TP2		Example: TP2				2	MFA	A1	A1	E0	A	N
Panel cut-out	2		Ø 22.5 mm										
Switch body (A)  (B)	Function	Actuator	Housing		Part No.								
	MFA	Momentary	Ø 25	Exposed plastic; IP65; faston		TH505020000							
	LFA	Latching_	Ø 25	Exposed plastic; IP65; faston		TH515020000							
	MFB	Momentary	Ø 25	Exposed aluminum; IP40 / IP65*; faston		TH505018000							
	LFB	Latching_	Ø 25	Exposed aluminum; IP40 / IP65*; faston		TH515018000							
	MFC	Momentary	Ø 25	Exposed aluminum; IP65* with silicon cap; faston		TH505033000							
	LFC	Latching_	Ø 25	Exposed aluminum; IP65* with silicon cap; faston		TH515033000							
	MFD	Momentary	Ø 25	Flush-aluminum; IP40; faston		TH505050000							
	LFD	Latching_	Ø 25	Flush-aluminum; IP40; faston		TH515050000							
	MFE	Momentary	Ø 25	Flush-aluminum; IP67; faston		TH505051000							
	LFE	Latching_	Ø 25	Flush-aluminum; IP67; faston		TH515051000							
	Contact block, gold Position 1	XX	No contact blocks		Terminals				Part No.				
A1		NO		2.8 × 0.5mm		TH593566020							
A9		NO		Insulated faston		TH593560020							
A8		NO		Solder		TH593561020							
B1		NC		2.8 × 0.5mm		TH593566050							
B9		NC		Insulated faston		TH593560050							
B8		NC		Solder		TH593561050							
C1		1 NO + 1 NC		2.8 × 0.5mm		TH593566000							
C9		1 NO + 1 NC		Insulated faston		TH593560000							
C8		1 NO + 1 NC		Solder		TH593561000							
D1		2 NO + 2 NC		2.8 × 0.5mm		TH593569000							
D9		2 NO + 2 NC		Insulated faston		TH593563000							
D8		2 NO + 2 NC		Solder		TH593564000							
Contact block, gold Position 2		XX	No contact blocks		Terminals				Part No.				
		A1	NO		2.8 × 0.5mm		TH593566020						
		A9	NO		Insulated faston		TH593560020						
	A8	NO		Solder		TH593561020							
	B1	NC		2.8 × 0.5mm		TH593566050							
	B9	NC		Insulated faston		TH593560050							
	B8	NC		Solder		TH593561050							
	C1	1 NO + 1 NC		2.8 × 0.5mm		TH593566000							
	C9	1 NO + 1 NC		Insulated faston		TH593560000							
	C8	1 NO + 1 NC		Solder		TH593561000							
	D1	2 NO + 2 NC		2.8 × 0.5mm		TH593569000							
	D9	2 NO + 2 NC		Insulated faston		TH593563000							
	D8	2 NO + 2 NC		Solder		TH593564000							
	Lens, transparent For Switch body style (A)	E0	White	Ø 21	TH565024000		} For Plastic Bezel only IP65						
		E1	Yellow	Ø 21	TH565124000								
		E2	Green	Ø 21	TH565224000								
E3		Blue	Ø 21	TH565324000									
E4		Red	Ø 21	TH565424000									
E6		Orange	Ø 21	TH565624000									
For Switch body style (B)	F0	White	Ø 18	IP40/IP65	IP65 with Silicon cap	IP67	} For Aluminum Bezel only						
	F1	Yellow	Ø 18	TH465015000	TH465001000	TH565025000							
	F2	Green	Ø 18	TH465115000	TH465101000	TH565125000							
	F3	Blue	Ø 18	TH465215000	TH465201000	TH565225000							
	F4	Red	Ø 18	TH465315000	TH465301000	TH565325000							
	F5	Orange	Ø 18	TH465415000	TH465401000	TH565425000							
	F6	Orange	Ø 18	TH465615000	TH465601000	TH565625000							
Illumination	X	Non illuminated											
	A	6V											
	B	12V											
	C	24V											
	F	48V											
Illumination Color	X	Non illuminated											
	N	Incandescent lamp		6V, 200 mA TH590000000		12V, 80 mA TH590001000		24V, 50 mA TH590006000		48V, 25 mA TH590004000			
	1	Yellow LED		6V AC/DC, 45 mA TH590231000		12V AC/DC, 25 mA TH590234000		24V AC/DC, 12.5 mA TH590237000		48V AC/DC, 12.5 mA TH590240000			
	2	Green LED		TH590232000		TH590235000		TH590238000		TH590241000			
	4	Red LED		TH590230000		TH590233000		TH590236000		TH590239000			

Note: Contact blocks will be supplied unassembled

## Ordering Reference

Basic type	TP2			Example: TP2	2	MFF	A1	A1	E0	A	N	
Panel cut-out	2			Ø 22.5 mm								
Switch body (A)		Function	Actuator	Housing	Part No.							
	MFF	Momentary	Ø 25	Exposed plastic; IP65; solder	TH505120000							
	LFF	Latching	Ø 25	Exposed plastic; IP65; solder	TH515120000							
	(B)	MFG	Momentary	Ø 25	Exposed aluminum; IP40 / IP65*; solder	TH505118000						
		LFG	Latching	Ø 25	Exposed aluminum; IP40 / IP65*; solder	TH515118000						
	MFH	Momentary	Ø 25	Exposed aluminum; IP65* with silicon cap; solder	TH505133000							
	LFH	Latching	Ø 25	Exposed aluminum; IP65* with silicon cap; solder	TH515133000							
	MFJ	Momentary	Ø 25	Flush-aluminum; IP40; solder	TH505150000							
	LFJ	Latching	Ø 25	Flush-aluminum; IP40; solder	TH515150000							
	MFK	Momentary	Ø 25	Flush-aluminum; IP67; solder	TH505151000							
	LFK	Latching	Ø 25	Flush-aluminum; IP67; solder	TH515151000							
	Contact block, gold Position 1	XX	No Contact Blocks		Terminals			Part No.				
A1		NO		2.8 × 0.5mm			TH593566020					
A9		NO		Insulated faston			TH593560020					
A8		NO		Solder			TH593561020					
B1		NC		2.8 × 0.5mm			TH593566050					
B9		NC		Insulated faston			TH593560050					
B8		NC		Solder			TH593561050					
C1		1 NO + 1 NC		2.8 × 0.5mm			TH593566000					
C9		1 NO + 1 NC		Insulated faston			TH593560000					
C8		1 NO + 1 NC		Solder			TH593561000					
D1		2 NO + 2 NC		2.8 × 0.5mm			TH593567000					
D9		2 NO + 2 NC		Insulated faston			TH593563000					
D8		2 NO + 2 NC		Solder			TH593564000					
Contact block, gold Position 2		XX	No Contact Blocks		Terminals			Part No.				
		A1	NO		2.8 × 0.5mm			TH593566020				
		A9	NO		Insulated faston			TH593560020				
	A8	NO		Solder			TH593561020					
	B1	NC		2.8 × 0.5mm			TH593566050					
	B8	NC		Solder			TH593561050					
	C1	1 NO + 1 NC		2.8 × 0.5mm			TH593566000					
	C9	1 NO + 1 NC		Insulated faston			TH593560000					
	C8	1 NO + 1 NC		Solder			TH593561000					
	D1	2 NO + 2 NC		2.8 × 0.5mm			TH593567000					
	D9	2 NO + 2 NC		Insulated faston			TH593563000					
	D8	2 NO + 2 NC		Solder			TH593564000					
	Lens, transparent For Switch body style (A)	E0	White	Ø 21	TH565024000		} For Plastic Bezel only IP65					
		E1	Yellow	Ø 21	TH565124000							
		E2	Green	Ø 21	TH565224000							
		E3	Blue	Ø 21	TH565324000							
E4		Red	Ø 21	TH565424000								
E6		Orange	Ø 21	TH565624000								
For Switch body style (B)	F0	White	Ø 18	IP40/IP65	IP65 with Silicon cap	IP67	} For Aluminum Bezel only					
	F1	Yellow	Ø 18	TH465015000	TH465001000	TH565025000						
	F2	Green	Ø 18	TH465215000	TH465201000	TH565225000						
	F3	Blue	Ø 18	TH465315000	TH465301000	TH565325000						
	F4	Red	Ø 18	TH465415000	TH465401000	TH565425000						
	F6	Orange	Ø 18	TH465615000	TH465601000	TH565625000						
	Illumination	X	Non illuminated									
A		6V										
B		12V										
C		24V										
Illumination Color	X	Non illuminated										
	N	Incandescent lamp		6V, 200 mA TH590000000		12V, 80 mA TH590001000		24V, 50 mA TH590006000		48V, 25 mA TH590004000		
	1	Yellow LED		6V AC/DC, 45 mA TH590231000		12V AC/DC, 25 mA TH590234000		24V AC/DC, 12.5 mA TH590237000		48V AC/DC, 12.5 mA TH590240000		
	2	Green LED		TH590232000		TH590235000		TH590238000		TH590241000		
	4	Red LED		TH590230000		TH590233000		TH590236000		TH590239000		

Note: Contact blocks will be supplied unassembled